

How To Register & Order Meals on Meal Selector

To order meals for your child/children you must register on our website:

dorset.mealselector.co.uk

You only have to register once; thereafter please use your log in details that you set up during the registration process. You can place your order online at any time up until cut off time of **midnight on Sunday – 7 days before the full week in which the meal is to be served.**

Web Site Example – Click on “Register” to start the process

The screenshot shows the homepage of the Dorset Meal Selector website. At the top, there is a navigation bar with the 'LOVE SCHOOL -Meals-' logo, 'at DORSET MEALSELECTOR', and a 'Chartwells EAT LEARN LIVE' logo. Below this is a menu bar with links: HOME, MENUS, FOOD, FREE SCHOOL MEALS, MARY'S MEALS, PROMOTIONS, FAQs, and CONTACT US. The main banner features the text 'health & wellbeing' and 'SIDE by SIDE THE CHARTWELLS WAY' with a quote: 'We aim to help give every single pupil and student we can the best possible start in life. Side by side with them throughout their critical early years, we'll help them to shape successful futures.' Below the banner, there is a 'Welcome To Dorset Meal Selector' section with a note: 'Please note that this website is for schools in Dorset only. Click here for links to other Meal Selector sites.' This section includes a 'Food Super Heroes' illustration and two buttons: 'REGISTER' for new users and 'LOGIN' for existing users. On the right side, there are social media links for 'SIGN UP TO OUR eNEWSLETTER', 'LIKE US ON FACEBOOK', and 'FOLLOW US ON TWITTER'. A 'latest TWEETS' section shows a tweet from @loveschoolmeals about a video for children's exam stress tips.

Example of Registration Screen

Complete the required information to register

REGISTER

Please fill out the simple form below to register.

Your Details

Title
Please select

First name

Surname

Your contact information

House number / name

Postcode

Address 1

Address 2

Address 3

Tel

Login and e-mail information

E-mail address

Confirm e-mail address

Enter a password

Too short
Minimum number of characters is 8
A password is required please enter a password of at least 8 characters

Confirm your password

How did you hear about us?
Please select an option

☒ Receive information / communications regarding School Meals.

Register

SIGN UP TO OUR eNEWSLETTER

LIKE US ON FACEBOOK

FOLLOW US ON TWITTER

latest TWEETS

Tweets by @loveschoolmeals

Love School M...
@loveschoolmeals

VIDEO: Children's tips to cope with exam stress
on 1/6/19 10:02am

Children offer their ti...
A group of 10 and 11 ye...
10:00 am

Embed View on Twitter

PLEASE NOTE: If you select that your child is entitled to Free School Meals when you register, we will have to verify that they are entitled with their school **before** you can order a meal for your child. You will receive a confirmation email to say that you can order meals, once we have confirmed the entitlement.

If your child/children are in Reception, Year 1 and Year 2 you will need to tick the Free School Meal box as above.

IF YOU REGISTER OUT OF NORMAL OFFICE HOURS YOU WILL NOT RECEIVE A CONFIRMATION EMAIL UNTIL THE NEXT NORMAL WORKING DAY.

Once you have registered yourself you need to register your child/children. To add a child please click the “Add a child” button.

Please see examples below:

The screenshot shows the 'LOVE SCHOOL Meals' website interface. At the top, there's a navigation bar with links: HOME, MENUS, FOOD, FREE SCHOOL MEALS, MARY'S MEALS, PROMOTIONS, FAQs, and CONTACT US. The user is logged in as 'Test Parent' with links to 'View Site', 'Go to your account', and 'Log out'. The main content area is divided into three sections: 'YOUR REGISTERED DETAILS', 'REGISTERED CHILDREN', and 'YOUR MEAL ACCOUNT'. In the 'REGISTERED CHILDREN' section, the text 'Now add a child to your account' is followed by an orange 'Add a child' button, which is circled in blue. The 'YOUR MEAL ACCOUNT' section shows 'Meal credits' and states 'You have 0 meal credits available on your account'. On the right side, there are social media links for Facebook and Twitter, and a 'latest TWEETS' section featuring a tweet from @loveschoolmeals about children getting up to 'WITHOUT TV or electronic devices'.

LOVE SCHOOL Meals at DORSET MEALSELECTOR

Chartwells
EAT LEARN LIVE

Logged in as Test Parent | [View Site](#) | [Go to your account](#) | [Log out](#)

[HOME](#) [MENUS](#) [FOOD](#) [FREE SCHOOL MEALS](#) [MARY'S MEALS](#) [PROMOTIONS](#) [FAQS](#) [CONTACT US](#)

YOUR REGISTERED DETAILS

Test Parent
Address
Town
Postcode
Tel: 01159245517
E-mail: support@mealselector.co.uk

[Edit details](#) [What do you think?](#)

REGISTERED CHILDREN

Now add a child to your account

[Add a child](#)

YOUR MEAL ACCOUNT

Meal credits

You have 0 meal credits available on your account

Last orders placed

No paid meal orders placed yet.

[SIGN UP TO OUR eNEWSLETTER](#)

[LIKE US ON FACEBOOK](#)

[FOLLOW US ON TWITTER](#)

latest TWEETS

Tweets by @loveschoolmeals

Love School Me...
@loveschoolmeals

Mum documents what her children get up to WITHOUT TV or electronic devices
[ow.ly/YQd3002xkv](#)

Mother documents wh...
Imagine a childhood wi...

[Embed](#) [View on Twitter](#)

Please complete your child's details and select School attended. To select the school attended begin to type the name of the school and then click on the relevant school when it appears in the list. Then type the class into "Class name" and select the appropriate 'School year'. This information supports the reports that are sent to your child's school and will help to ensure that they receive the meals that you have selected for them.


at DORSET MEALSELECTOR



[HOME](#)
[MENUS](#)
[FOOD](#)
[FREE SCHOOL MEALS](#)
[MARY'S MEALS](#)
[PROMOTIONS](#)
[FAQS](#)
[CONTACT US](#)

Logged in as Test Parent | [View Site](#) | [Go to your account](#) | [Log out](#)

Childs information

First name

Surname

Date of birth (DD/MM/YYYY)

Gender
☒ Male ☐ Female

School details

School attended

Class name

School year
☐ Nursery ☒ Reception ☐ 1 ☐ 2 ☐ 3 ☐ 4 ☐ 5 ☐ 6 ☐ 7 ☐ 8

[Register child](#)

[SIGN UP TO OUR eNEWSLETTER](#)

[LIKE US ON FACEBOOK](#)


[FOLLOW US ON TWITTER](#)

latest TWEETS

Tweets by @loveschoolmeals

Love School Me...
@loveschoolmeals

VIDEO: Children's tips to cope with exam stress
[ow.ly/6RpR3002wZx](#)



Children offer their tip...
A group of 10 and 11 ye...
bbc.co.uk

[Embed](#) [View on Twitter](#)

Example of Registered Child Screen

To order meals for your child/children; click on the “Select Meals” button.
To edit child/children details, click on the “Edit Details” button.

The screenshot displays the 'Love School Meals' website interface. At the top, the logo 'LOVE SCHOOL Meals' is visible, along with the text 'at DORSET MEALSELECTOR'. The navigation bar includes links for HOME, MENUS, FOOD, FREE SCHOOL MEALS, MARY'S MEALS, PROMOTIONS, FAQs, and CONTACT US. The user is logged in as 'Test Parent'.

The main content area is titled 'YOUR REGISTERED DETAILS' and lists the following information: Test Parent, Address, Town, Postcode, Tel: 01159245517, and E-mail: support@mealselector.co.uk. Below this, there are two buttons: 'Edit details' and 'What do you think?'. A horizontal line separates this section from the 'REGISTERED CHILDREN' section.

The 'REGISTERED CHILDREN' section features a cartoon child icon labeled 'Test Child'. Below the icon are three buttons: 'Select meals' (highlighted with a blue circle), 'Edit details', and 'Remove Child'. An 'Add a child' button is located below the child list.

The 'YOUR MEAL ACCOUNT' section is partially visible at the bottom, showing 'Meal credits'.

On the right sidebar, there are social media links: 'SIGN UP TO OUR eNEWSLETTER', 'LIKE US ON FACEBOOK', and 'FOLLOW US ON TWITTER'. Below these is a 'latest TWEETS' section featuring a tweet from @loveschoolmeals about children getting up without TV or electronic devices.

Example Meal Selection Screen

You can download our termly menu by clicking on the menu tab and choosing the menu that is shown for your child's school.

You can choose either a Main Course, Vegetarian or Alternative Option each day. Don't worry if you make a mistake, all you need to do is click on the date again and the choice will be removed. As before, you don't have to order meals for the whole week – you can choose individual meals. The following page will explain the different methods of ordering meals.

The screenshot displays the 'LOVE SCHOOL Meats' website interface. At the top, the logo 'LOVE SCHOOL Meats' is on the left, and 'Chartwells EAT LEARN LIVE' is on the right. A navigation bar contains links: HOME, **MENUS** (circled in blue), FOOD, FREE SCHOOL MEALS, MARY'S MEALS, PROMOTIONS, FAQs, and CONTACT US. Below the navigation bar, the page is titled 'May 2016' with a link 'Select meals for entire month'. A calendar grid shows days from 1 to 31, with some dates marked with icons. Below the calendar are buttons: '<< Back a month', 'Forward a month >>', and 'Calendar key'. A status bar at the bottom says 'You are currently selecting meals for: Test Child | School 2' with a link 'Back to your account'. On the right sidebar, there are social media links: 'SIGN UP TO OUR eNEWSLETTER', 'LIKE US ON FACEBOOK', and 'FOLLOW US ON TWITTER'. Below these is a 'latest TWEETS' section featuring a tweet from @loveschoolmeals about a document on children's device usage.

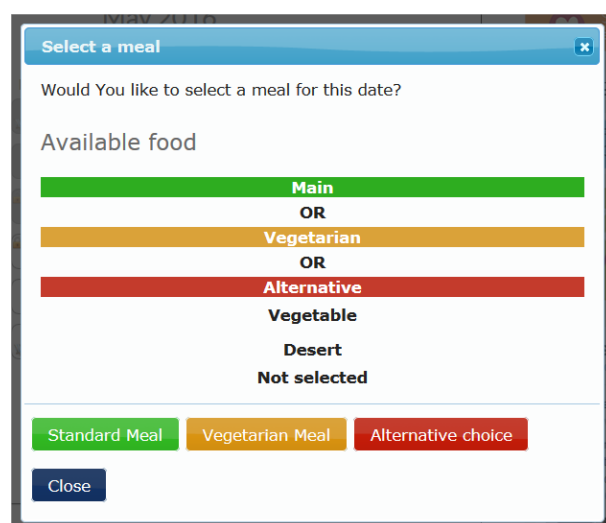

Example Meal Selection Screen

There are 3 methods of ordering meals, by each day, week, or month.

To order a meal for a particular day, simply click on the relevant date on the calendar, and then choose the meal option you would like using the pop-up menu.

Alternatively, use the arrows to the left of the calendar to select meals for the week (available days only).

To select meals for the whole month, you can click “Select meals for entire month” just above the calendar.



The calendar will display an icon with what has been ordered on a particular day. It will also display a padlock if you can no longer adjust your choice or another icon to signify a different event such as a School holiday.

Click on the “pay now” button if you need to pay for meals.

Unless your child is entitled to the Universal Infant Free School Meal, The “pay now” screen will display the information relating to meals that have been ordered and also give you the opportunity to enter a promotional code that we might have provided you. Click the “pay now” button to continue through to the payment screen

The screenshot shows the 'CONFIRM YOUR MEAL ORDER' page. At the top, there is a navigation bar with links: HOME, MENUS, FOOD, FREE SCHOOL MEALS, MARY'S MEALS, PROMOTIONS, FAQs, and CONTACT US. The page title is 'CONFIRM YOUR MEAL ORDER'. Below the title, it says 'Summary of meals ordered for' and '1 meal at a cost of £2.15 (More details)'. It also shows 'Total meals ordered: 1' and 'Total order cost: £2.15'. There is a link 'Order more meals'. Below this, there is a section for 'Promotional code' with a text input field and a 'Pay now' button. On the right side, there are social media links: 'SIGN UP TO OUR eNEWSLETTER', 'LIKE US ON FACEBOOK', and 'FOLLOW US ON TWITTER'. Below these is a 'latest TWEETS' section featuring a tweet from 'Love School Meals' about a video on exam stress, with a thumbnail image of two children. At the bottom of the page, there are links for 'Privacy Policy' and 'Terms and Conditions', and a copyright notice: '© Chartwells 2016. A part of Compass Group UK & Ireland'.

Choose your payment method and enter you card details to complete the payment for the meals that you have selected. As a security feature, we do not store your credit card details on the system, so you will need to re-enter them the next time that you order meals.

LOVE SCHOOL Meals at DORSET MEALSELECTOR

Chartwells EAT LEARN LIVE

Logged in as Test Parent | [View Site](#) | [Go to your account](#) | [Log out](#)

HOME | MENUS | FOOD | FREE SCHOOL MEALS | MARY'S MEALS | PROMOTIONS | FAQs | CONTACT US

Secure Payment Page

TEST MODE - This is not a live transaction.

Please review your purchase details, then select a payment method to continue.

Select language: English

Choose currency: £11.25 (Pounds Sterling)

Compass Group UK & Ireland Ltd

Description: Payment in to school meals account for Mr. Test Tester

Amount: £11.25

Select your payment method

MasterCard Maestro

Cancel

For help with your payment visit the: [WorldPay help](#)

SIGN UP TO OUR eNEWSLETTER

LIKE US ON FACEBOOK

FOLLOW US ON TWITTER

latest TWEETS

Tweets by @loveschoolmeals

Love School Meals @loveschoolmeals

VIDEO: Children's tips to cope with exam stress [ow.ly/6RpfR3002wZx](#)

Children offer their ti...
A group of 10 and 11 y... [bbc.co.uk](#)

[Embed](#) [View on Twitter](#)

Privacy Policy | Terms and Conditions

© Chartwells 2016. A part of Compass Group UK & Ireland

What is the deadline for ordering meals?

The deadline for ordering meals is midnight on Sunday, one full week (7 days) prior to the complete week before the meal is served. This deadline is dictated to Chartwells by both their suppliers and by the supply chain to ensure delivery to our Dorset Schools.

How do I order my choice of meals?

The choice of meal is made at point of ordering. You can choose either a ***Standard Meal, Vegetarian Meal or Alternative Choice*** each day.

Do Chartwells supply a packed lunch when my child is on a school trip?

If you wish to order your child a packed lunch for a school trip, please contact our local office. Details are contained in the "[Contact Us](#)" section of the website. Some Schools will automatically request a transfer of any booked hot meals to Away Day Packed Lunches, please check with your school if you are unsure if your booking has been transferred.

What should I do if I need to cancel a meal after the online cut off point?

In the event that you may need to cancel a meal after the online cut off i.e. due to sickness, you can do so by telephone on 01202 691 038. Due to the meals already having gone through our production process we will require a minimum of 48 hours' (not including weekends) notice in order to cancel any meals and offer a credit for those meals. Please see our terms and conditions on the website for further information or alternatively you can contact us at BPDAAdmin@compass-group.co.uk

How far in advance can I order meals?

You can order meals as far in advance as you would like. For example you can order on a week by week basis, monthly basis or for a whole term in one go. The online system will also allow you to book meals for the following term however as our menus change on a termly basis you will not be able to see the meal options for the following term until the new menu has been approved and loaded online.

General Ordering Queries

Email – BPDadmin@compass-group.co.uk

Tel: 01202 691038

(Office hours: 8:30am – 3.30pm. Monday – Friday)

Ordering by Internet Technical Support

Email - support@mealselector.co.uk

Tel: 01159 245 517

(Office hours Office hours: 9:00 am and 5pm, Monday to Friday only)