

		Spelling- see further down the document for support and examples.	English- see further down the document for support and examples.	Reading	Maths- see further down the document for questions.	Foundation	PE - Here are some fun ways to get active whilst you are at home!	
Monday 11 th	Zoom 9:15	<p>'wr' https://www.youtube.com/watch?v=lOpHsGqmyQs Can you fill in the missing letters to spell these words? Can you think of any more words that use the 'wr' spelling pattern?</p>	<p>Our story for the next 2 weeks will be called Treasure Island. Look at the picture below and answer these inference questions? Remember inference is using clues from the picture to help you make a guess.</p>	<p>Read by yourself or with an adult for 15 minutes.</p>	<p>See supporting videos on blended learning- year 2- supporting videos) *How to divide practically* Use practical resources around your house such as toys, pasta or marbles and practice dividing and sharing practically. Use the questions at the end of the document. Write the answers in your yellow books.</p>	<p><u>Music</u> Watch https://www.youtube.com/watch?v=YOA3he2Gv4M A pirate went to sea song. Have a go at learning some of it and then at the 2.30 zoom we will all sing it together. (Sorry adults!)</p>	<p>Cosmic yoga - Cosmic Kids Yoga - YouTube Jungle exercise - Jungle Exercise for Kids / Indoor workout for Children / No Equipment PE Lesson for Kids - YouTube</p>	Zoom 2:20
Tuesday 12 th		<p>'wr' https://www.youtube.com/watch?v=Ah98Oj_yjp8 Can you fill in the missing words from the sentences below? Can you write your own</p>	<p>Treasure Island - Give Us A Story! - YouTube Watch this video up to the second page of the book (1.21) Write a prediction about what you think might happen next in the story.</p>	<p>Read by yourself or with an adult for 15 minutes.</p>	<p>See supporting videos on blended learning- year 2- supporting videos) *How to divide pictorially* Draw dots to practice dividing and sharing. Use the questions at the end of the document. Write</p>	<p><u>Topic</u> See blended learning-Year 2- supporting videos for Mrs Arnold teaching this lesson. Look at the information below about Famous pirates. Then choose 2 of them and write some facts about them in your own words. There is a</p>	<p>Joe Wicks- Kids Beginners Workout / The Body Coach - YouTube</p>	

		sentences with the wr words?			the answers in your yellow books.	template to use or copy below the information.		
Wednes day 13 th		<p>'c making the s sound'</p> <p>https://www.youtube.com/watch?v=M1eCU5yZOJk</p> <p>Can you read these words below?</p> <p>https://www.spellzone.com/word_lists/game.cfm?wordlist=223074</p>	<p><u>Year Two- Past tense verbs - YouTube</u></p> <p>Can you change these verbs into the past tense? See below the document for the verbs. Can you put the past tense verbs into a sentence?</p>	Read by yourself or with an adult for 15 minutes.	<p>Draw dots or use practical resources around your house to practice dividing and sharing. Use the 3rd lot of questions at the end of the document. Write the answers in your yellow books.</p>	<p><u>Jigsaw</u></p> <p>Look at the picture below the timetable and talk to your adult about the children and the success they are showing. How do they feel about their achievement?</p> <p>Next think about a success that you have achieved and how it made you feel, Copy the treasure chest picture and write sentences about your success.</p>		
Thursda y 14 th		<p>'c making the s sound'</p> <p>https://www.youtube.com/watch?v=I Z87r4TxvO8</p> <p>Can you spell the words below?</p> <p>Practice copying them out, covering them and seeing if you can spell them by memory! Can you put them into a sentence too?</p>	<p><u>Treasure Island - Give Us A Story! - YouTube</u></p> <p>Listen to the rest of the story. Write down any words you hear that are in the past tense. If you have finished, can you find the past tense words in the paragraph below?</p>	Read by yourself or with an adult for 15 minutes.	<p>Use the questions at the bottom of the document to practice division. You can use the pictures to help you. Remember you can draw out your groups and share so it is equal to find the answer. Don't forget you can refer back to the support videos if you need help.</p>	<p><u>Science</u> Watch https://www.bbc.co.uk/bitesize/topics/z6882hv/articles/zs73r82 Is it alive?</p> <p>Discuss these questions with your adult.</p> <p>What does living mean?</p> <p>What about dead?</p> <p>What about something that has never been alive?</p> <p>Watch Life Processes - Year 3 Topic - YouTube</p>		

						Look at the information below the timetable to learn about what all living things do. You are going to make a poster to explain what all living things do. You could use the idea below or design your own.		
Friday 15 th		<p>Common exception words</p> <p>https://www.youtube.com/watch?v=kq4rDi2CigU</p> <p>Watch this video and read the common exception words aloud!</p> <p>https://www.ictgames.com/littleBirdSpelling/</p>	Look at this picture of Jim meeting Ben Gunn. Write some sentences about what is happening in the picture using the past tense? Can you use the conjunction because in your sentences? Look below for some example.	Read by yourself or with an adult for 15 minutes.	<p>See supporting videos on blended learning- year 2- supporting videos)</p> <p>*How to answer division word problems*</p> <p>Answer the word problems below. Remember to write out the number sentence you are doing and use dots to help you.</p>	<p>RE</p> <p>Today we are going to make a real effort to keep fit. During the day you are going to stop what you are doing when an adult tells you, face the same way and do a quick exercise. You will do this 5 times during the day and each time you will do a different exercise.</p> <p>We all choose to do this because we believe it's important to keep fit and we are making a commitment to keeping fit and healthy.</p> <p>At end of day - How did you feel? Did it interrupt your day? Did you find it easier to learn or carry on afterwards? Would you choose to do that every day?</p>		

Spelling support and examples

wr making the 'r' sound



--ite

--ong



--eck

--en



--ap



The _____ is making its nest.

George must _____ his presents before Christmas.

I hope I don't get too many answers _____ in the quiz.

Mohammed likes to _____ stories about superheroes.

"Let's swim down and look at the ship _____," said Aneesha.

c making the 's' sound

ice	dance	circle
cinema	city	parcel
face	cylinder	bicycle
circus	celebrate	cereal

race

ice

cell

city

fancy

face

space

bicycle

circle

_____	_____
_____	_____
_____	_____
_____	_____
_____	_____
_____	_____
_____	_____
_____	_____

Common exception words – these are words that cannot be sounded out with the children's phonics knowledge. The children need to learn how to read and write all of these words by the end of Year 2.

English support and examples

Inference- Making a guess by using clues in a picture to help you.



[What is inference? - BBC Bitesize](#)

Who is the pirate?

How do you think the boy is feeling?

Why might the boy be feeling that way?

Is the pirate an old or young pirate? How do you know?

What is in the pirate's hand?

What time of day is it? (hint: look outside the window and what is on the table)

Why are the pirate and the young boy talking?

Past tense words to change:

run	
laugh	
walk	
talk	
whisper	
sing	
jog	

[past tense game - Random wheel \(wordwall.net\)](#)

Paragraph to highlight/find past tense words:

The crew scrambled on deck and I rushed to the helm to find Smollett. "Captain," I whispered. "Long John Silver is planning a mutiny." Smollett nodded and whispered to me. "Don't worry Jim, I have a plan."

Examples of sentences using past tense verbs and because:



Jim is very shocked because he wasn't expecting to see another person on the island.

Ben Gunn had long hair and a long beard because he had been marooned on the island and left there.

Ben Gunn's clothes were ripped and dirty because he had been on the island for years.

[Using conjunctions to join ideas - Year 2 - P3 - English - Catch Up Lessons - Home learning with BBC Bitesize - BBC Bitesize](#)

Maths questions

Monday (Lesson 1) – Maths questions for practical division:

1) $4 \div 2 =$	6) $10 \div 2 =$
2) $8 \div 2 =$	7) $12 \div 2 =$
3) $2 \div 2 =$	8) $15 \div 5 =$
4) $6 \div 2 =$	9) $9 \div 3 =$
5) $8 \div 4 =$	10) $6 \div 3 =$

Tuesday (Lesson 2) – Maths questions for pictorial division:

1) $10 \div 2 =$	6) $14 \div 2 =$
2) $3 \div 3 =$	7) $16 \div 4 =$
3) $6 \div 3 =$	8) $16 \div 2 =$
4) $12 \div 3 =$	9) $15 \div 3 =$
5) $8 \div 4 =$	10) $20 \div 4 =$

Wednesday (Lesson 3) - Maths pictorial and abstract challenge:


1) $6 \div 3 =$	6) $12 \div 4 =$
2) $12 \div 2 =$	7) $21 \div 3 =$
3) $4 \div 2 =$	8) $16 \div 2 =$
4) $10 \div 5 =$	9) $18 \div 3 =$
5) $6 \div 6 =$	10) $30 \div 5 =$

Thursday (Lesson 4) - division mixed challenges

Share each group of objects below between three.



divided between 3 is



divided between 3 is



divided between 3 is



divided between 3 is

Fill in the missing numbers.

12 shared between 4 is

15 shared between 3 is

14 shared between 2 is

24 shared between 6 is

30 shared between 10 is




*Extra challenges:

Share each group of objects below between four.



divided between 4 is



divided between 4 is



divided between 4 is



divided between 4 is

*Extra challenges:

Fill in the missing numbers.

15 shared between 5 is

10 shared between 2 is

16 shared between 4 is


9 shared between 3 is

18 shared between 2 is




Friday (Lesson 5) – division word problems

1. At the aquarium they need to share 10 fish shared between 2 fish tanks. How many fish will be in each tank?



2. Mrs Blythe buys 15 sweets. She shares them between 5 children. How many sweets does each child get?



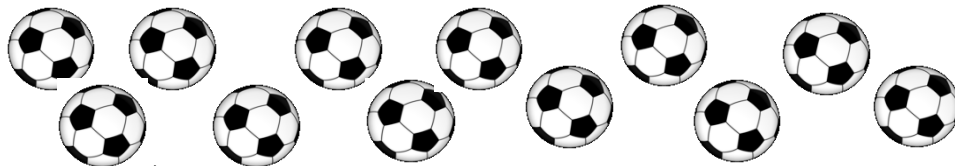
3. Mr Brown has 9 chocolate bars. He shares them equally between 3 teachers. How many does each teacher get?



4. If 20 pencils are shared equally between 5 children at Talbot School. How many does each child get?




5. A football coach buys 12 footballs. He divides them equally between 4 different bags. How many footballs will go in each bag?



**Extra challenges:

6. 30 balloons are shared between 6 clowns at the circus. How many balloons does each clown get?



7. Adam has £20. He shares the money equally between his 4 children. How much money does each child get?



8. Sarah had 6 soft toys for Christmas, she decided to share the soft toys equally with her 2 friends. How many toys did each friend get?



9. Yasmine went to the shop, she had £15. She wanted to buy 3 bracelets. How much did each bracelet cost?



Topic support and examples

Last week, we created our own imaginary pirates. This week we are going to learn about real pirates!



Blackbeard



Anne Bonny



Calico Jack



Bartholomew Roberts



Mary Read

SMART Noteb
— basic version —

Connect to a SMART Board® to hide water

Name	Picture	Fact



Edward Teach better known as **Blackbeard**, was an English pirate who operated around the Indies the eastern coast of Britain's American colonies. He became a famous pirate, he got his nickname due to his thick black beard and fearsome appearance; he apparently tied lit fuses, which burned under his hat to frighten his enemies.



Calico Jack, was an English Pirate operating in Cuba during the early 18th century. His nickname was derived from the (rough cotton) clothing that he wore, while Jack was a nickname for "John".



Mary Read, also known as **Mark Read**, was an English pirate. In 1720 she met Rackham and joined his crew, dressing as a man. Her time as a pirate was successful but short, as she, Bonny and Rackham were arrested in November 1720.



Anne Bonny was an Irish pirate operating in the Caribbean, and one of the most famous female pirates of all time. She became the pirate wife of Calico Jack, and sailed alongside him.




Bartholomew Roberts was a pirate who raided ships off the African coast in 1719 and 1722. He was the most successful pirate of the Age of Piracy measured by vessels captured, over 400 his career.

Jigsaw



jigsaw
Dreams and Goals
Treasure Chest Template - Ages 6-7 - Piece 1



This treasure chest belongs to _____

A success I have achieved is _____

This made me feel _____

Science

What do these things mean?

<u>Life process</u>	<u>Description</u>
Movement	All living things move, even plants.
Respiration	Getting energy from food.
Sensitivity	Detecting changes in the surroundings.
Growth	All living things grow.
Reproduction	Making more living things of the same type.
Excretion	Getting rid of waste.
Nutrition	Taking in and using food.

M
r
s
G
r
e
n