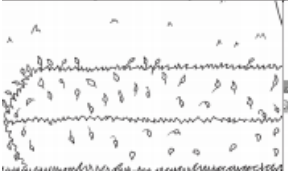


		Spelling- see further down the document for support and examples.	English- see further down the document for support and examples.	Reading	Maths- see further down the document for questions.	Foundation	PE- Here are some fun ways to get active whilst you are at home!	
Monday 18th	Zoom 9:10	<p>This week we are learning about the 'dge' spelling pattern. This goes at the end of words and makes a 'j' sound.</p> <p>Mr Thorne Does Phonics - dg dge - YouTube</p> <p>Write down all the words in the video that use the dge spelling pattern? Can you think of any of your own?</p>	<p>Can you retell the story in your own words? Look at the pictures below and write a simple sentence for each of the pictures. (See below for the pictures)</p> <p>Treasure Island - Give Us A Story! - YouTube</p>	<p>Read by yourself or with an adult for 15 minutes.</p>	<p>This week we are going to learn about multiplication.</p> <p>*Watch the video of Mrs Suwan showing you how to do it with practical resources.*</p> <p>Use resources around your house to practice and answer the multiplication questions below.</p>	<p><u>Music</u></p> <p>Watch the video clip below join in and complete the tasks.</p> <p>Understanding pulse (thenational.academy)</p>	<p>Cosmic yoga- Cosmic Kids Yoga - YouTube</p> <p>Jungle exercise- Jungle Exercise for Kids / Indoor workout for Children / No Equipment PE Lesson for Kids - YouTube</p>	Zoom 2:30
Tuesday 19th		<p>DGE=J Song - edge, hedge, fudge, judge, lodge, dodge.... - YouTube</p> <p>Can you write the words underneath the pictures? See below the document for the pictures. Can you put these words into sentences?</p>	<p>Writing a Friendly Letter - YouTube</p> <p>Today you are going to look at the features of a letter. See below for some example letters. Can you spot who it is to? Can you see who it is from?</p> <p>Write a letter to your teacher telling them everything you have been up to at home!</p>	<p>Read by yourself or with an adult for 15 minutes.</p>	<p>Today we are carrying on with multiplication but this time Mrs Suwan is going to show you how to do it pictorially (See video on website for this). Answer the questions below and draw the arrays in your yellow books to show how you worked them out.</p>	<p><u>Topic</u></p> <p>Watch the video on the school website under -parents-blended learning-Year 2-supporting videos. You are going to compare 2 famous pirates called Harry Paye and Sir Francis Drake. The information is also below on this document. Complete the venn diagram. Then think which one's crew you would choose to join if you had to? Write a couple of sentences to explain your choice.</p>	<p>Joe Wicks- Kids Beginners Workout / The Body Coach - YouTube</p>	
Wednesday 20th		<p>Week 3 phonics lesson 2 'ge' /j/ - YouTube</p> <p>Sometimes the j sound is also written as just 'ge'. Write the words under the pictures below.</p>	<p>Today you are going to imagine you are Jim in the story. You are going to plan a letter. Imagine Jim is sending the letter to his mum or dad and is letting them know everything that has happened to him. Create a plan to help you write your letter</p>	<p>Read by yourself or with an adult for 15 minutes.</p>	<p>Answer the questions below in your yellow books. You can draw pictures to help or continue to use practically resources around your house. Watch the videos on the website again if you are unsure.</p>	<p><u>Jigsaw</u></p> <p>Last week you drew or filled in a treasure chest showing you achieving success in a goal. This week have a think about the steps you needed to take to reach that success. Write a short sentence for each step and draw a picture to go with it. (template at the bottom of this document)</p>		

			tomorrow. (See below for plan)					
Thursday 21 st		<p>Can you correct these spellings and write the correct spelling in your yellow books? See below the document for the words.</p> <p>KS1 Spelling / The Sound DGE Quiz for Year 2 Students (educationquizzes.com)</p>	<p>*See blended learning-year 2- supporting videos-how to write a letter for Miss Hawkins teaching how to write a letter.*</p> <p>Today you are going to write your letter. Remember you are pretending you are Jim and you are sending a letter to his mum or dad letting them know everything that has happened to him. Remember to keep referring back to your plan from yesterday.</p>	Read by yourself or with an adult for 15 minutes.	Can you use what you have already learnt about multiplication to answer the challenge questions below? See Thursday's questions at the bottom of the document.	<p><u>Science</u></p> <p>What is a habitat? It is a place where an animal or plant lives. Can you think of the habitat that these animals live in? Penguin, pig, lion, frog, camel? Animals and plants live in different kinds of habitats all over the world. Click on the link here to access a learners bbc bitesize guide to lots of different habitats. They include the ocean, rainforest, desert and woodland. Each page has an activity or questions for you to answer below.</p> <p>School Learning Zone - Habitats (school-learningzone.co.uk)</p>		
Friday 22 nd		<p>Year 2 Common Exception Words (East Wittering) - YouTube Little Bird Spelling II Practise spelling Common Exception Words (ictgames.com)</p> <p>Practice writing these common exception words in your neatest handwriting.</p> <p>because behind sure whole poor beautiful kind eye sugar</p>	Draw a picture to go with your letter to your adults from yesterday. Can you draw a picture of everything you got up too in the story?	Read by yourself or with an adult for 15 minutes.	Today you are going to answer some word problems using multiplication. Watch a video of Mrs Suwan completing a word problem. You can draw arrays or use practical resources to make your arrays to help you.	Today we are going to look at some objects that are used regularly by Muslim's. Watch the video by Mrs Suwan on the website (blended learning-year 2-supporting videos) She will explain what the objects are for. Look at the pictures below. Can you write a sentence about what they are for?		

Spelling support and examples

dge making the 'j' sound.



F _ _ _ _

B _ _ _ _

H _ _ _ _

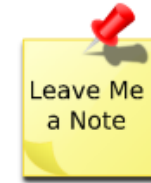
Br _ _ _ _

Example:

The hedge was so high that I couldn't see over it.

The fudge was delicious, I wanted to eat it all!

ge mak ing the 'j' sound



Draw your own pictures for these words.

huge large change

Can you correct these spellings? Write the correct spellings in your yellow books.

Oranj







Staje

Messaj

Caje

English support and examples

Pictures to retell the story:

Words you may need to use when retelling the story:

Jim Blackbeard Captain Smollett Long John Silver Ben Gunn treasure
 island golden ship pirate

Examples of letters:

88 Rockingham Road
Cliff Town
CT4 5TT

9th July 2016

Dear Rabbit,

I want to tell you about the bear that lives at Cliff Cave.

People think he is unkind and dangerous but he is actually the kindest bear in the world. It is his birthday on Friday and he would like you to come to his cave because he is lonely.

He wants to be your friend and he is looking forward to his party. There will be gingerbread bears and a big cake with lots of candles to blow out and make wishes on. He hopes you can come.

Do you think you can come? Please send the bear a reply.

From,

Joe



Mr J Postman
Mail Cottage,
2 Delivery Road,
Far Far Away,
FF2 5AW

Tuesday 30th April 2019

Dear Miss Dowell,

I am writing to you to ask for your help. I was on my rounds this morning delivering the post, when a big gust of wind blew over and all my post flew out of my bag!

This means that my post has all been muddled up, and I don't know anymore which are letters and which are not.

I wonder if you could find anyone to help me sort out my post. Do you know anybody that is learning about letters that could help me? I hope to hear from you soon!

From,
The Jolly Postman

Example plan to plan for your letter:

Date
Dear
Conversation ideas
What have you been doing? What have you seen?
How does it make you feel?
Close of letter

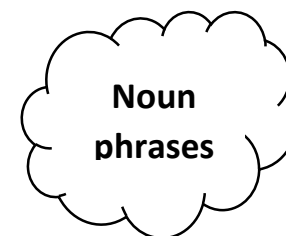




Example letter pretending to be Jim (See the website for Miss Hawkins modelling and highlighting key features)

Dear my dearest mum,

You are not going to believe the adventure I have been on! On Tuesday, I was in the kitchen when an **old, evil pirate** knocked on the door. He said his name was Blackbeard and he was holding a **magnificent, old treasure map**. Blackbeard then died but he left me with the map! I went down to the docks **because** I needed to board **a huge, impressive ship** called the Hispanola. I met a nice man who was called Captain Smollett. He seemed a bit worried **because** he didn't trust the pirates on his ship. There was one nasty pirate called Long John Silver, I didn't like him much! Then one day I dived into the ocean and ended up on a **strange desert island**. I heard some rustling in the bushes and it made me scared **because** I didn't know what would be there. I turned around and saw a man in **tatty, old and ripped clothes**. He said his name was Ben Gunn.

I can't wait to see you again soon. I am so excited to be back at the Admiral Benbow Inn again.

Your son, Jim x



Maths questions (also see parents-blended learning-year 2- supporting videos)

Monday (Lesson 1) – Maths questions for practical multiplication:

1) $2 \times 2 =$	6) $5 \times 2 =$
2) $2 \times 4 =$	7) $2 \times 10 =$
3) $2 \times 1 =$	8) $6 \times 2 =$
4) $3 \times 2 =$	9) $3 \times 10 =$
5) $3 \times 3 =$	10) $3 \times 5 =$

Tuesday (Lesson 2) – Maths questions for pictorial multiplication.:

1) $5 \times 1 =$	6) $6 \times 2 =$
2) $2 \times 2 =$	7) $4 \times 2 =$
3) $2 \times 5 =$	8) $7 \times 2 =$
4) $2 \times 10 =$	9) $4 \times 10 =$
5) $3 \times 2 =$	10) $4 \times 5 =$

Wednesday (Lesson 3) - Maths practical and pictorial challenge:

1) $3 \times 2 =$	6) $8 \times 2 =$
2) $5 \times 1 =$	7) $2 \times 5 =$
3) $2 \times 2 =$	8) $9 \times 2 =$
4) $4 \times 2 =$	9) $5 \times 10 =$
5) $3 \times 5 =$	10) $7 \times 10 =$

1 Complete the sentences to describe the groups.

a)



There are plates.

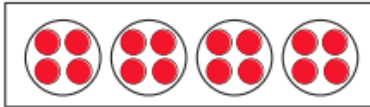
Each plate has cakes.

There are equal groups of


$$\underline{\hspace{2cm}} \times \underline{\hspace{2cm}} =$$

Match the statements to the representations.

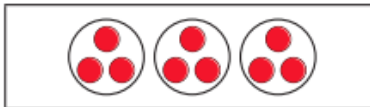
3 equal
groups of 4



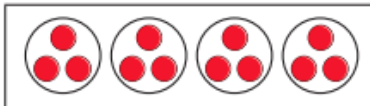
3 equal
groups of 3



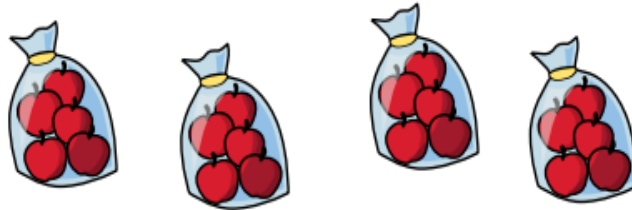
4 equal
groups of 3



4 equal
groups of 4



b)



There are bags.

Each bag has apples.

There are equal groups of

$$\underline{\hspace{2cm}} \times \underline{\hspace{2cm}} =$$

1 Write a fact from the 2 times-table to match the picture.

a)



$$\square \times \square = \square$$

b)



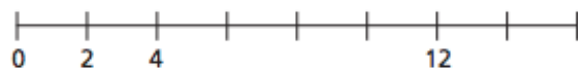
$$\square \times \square = \square$$

c)



$$\square \times \square = \square$$

2 a) Complete the number line.



b) Which times-table does the number line show?

Tick your answer.

1 times-table 2 times-table

3 times-table

How do you know?

3 Complete the array and times-table fact so that they match.



$$2 \times 2 = \boxed{}$$



$$2 \times 5 = \boxed{}$$

Friday (Lesson 5) – division word problems

1. Each class gets three oranges in their fruit box each day. How many oranges would two classes get?



2. There were 5 knights who had 3 weapons each. How many weapons did they have altogether?



3. The school cook is making apple pies. Apples come in bags of five. The school cook buys two bags. How many apples does she have?



4. Lizzie has 2 packets of sweets with 5 chocolates in each packet. How many sweets does she have altogether?

5. Farmer Jones has 2 pens on his farm for his pigs. There are 8 pigs in each pen. How many pigs does he have altogether?

6. There are 10 biscuits in each packet and 3 more biscuits. How many biscuits are there altogether?

7. Rob plants 4 packets of seeds in his garden. Each packet has 5 seeds. How many plants could grow?

8. A Queen owns 10 gold coins. How many gold coins would 6 Queens own?

Topic resources (also see a video of Mrs Arnold teaching this lesson on the website)



Harry Paye 1360? - 1419



Harry Paye was a privateer smuggler from **Poole** in Dorset during the late 14th and early 15th century. He became a commander in the Cinque Ports fleet. He intercepted hundreds of French ships for gold wine, exotic fruits and brought it **back to the people of Poole**.

People still remember and celebrate Harry Paye each year. At Poole Quay there is a parade where everyone dresses up as pirates.

<https://www.youtube.com/watch?v=8wwInbVdhTo>



Sir Francis Drake 1540—1596

Sir Francis Drake was an **English** sea captain, privateer, slave trader, pirate, naval officer and explorer during the reign of Queen Elizabeth I. He **worked for the Queen** and he stole lots from Spanish ships! Drake carried out the second **circumnavigation** of the world in a single expedition.



SMART Not
— basic vers
Connect to a SMART Board to

They were both pirates

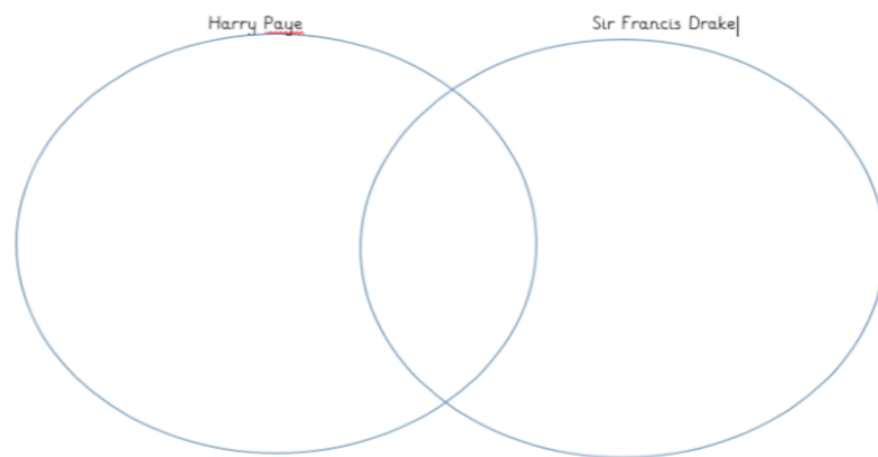
They were both from England

He worked for the Queen

28/01/2020

WALT- be able to compare famous people from the past

Complete the venn diagram to compare the similarities and differences between Harry Paye and Sir Francis Drake.




Place each of these in the venn diagram and see if you can think of any of your own. Remember the part where the circles overlap means things that are the same for both pirates.

Write a few sentences about which pirate's crew you would rather join and why. AAAAAAAAAAAAA

Jigsaw (also see the website for a video of Mrs Arnold doing Chime Time)

Dreams and Goals
Ladder Template - Ages 6-7 - Piece 2



RE resources (Also see a video on the school website)



Here are the definitions below:

Topi - decorative round hat worn by men and boys to the mosque.

Prayer mat with compass - important that Muslims come to prayer in a clean state. It should not be stood on wearing shoes. The compass tells them which way Mecca is - Muslims all face Mecca to pray.

Qur'an and Qur'an Stand - this is the holy book of Islam. It should never be placed on the ground and should be wrapped in a clean cloth above head height. A person should always wash before handling the Qur'an.

Tasbe or Subha - prayer beads

Mehndi book - many people decorate their hands for festivals and special occasions

Photo of Mosques - places of worship.

