

		Spelling- see further down the document for support and examples.	English- see further down the document for support and examples.	Reading	Maths- see further down the document for questions.	Foundation	PE -	
Monday 1st	Zoom 9:15	<p>el making the l sound Spelling Rule: /l/ sound spelt using 'el' - YouTube Read the poem below. Write down all the words you can see with the el spelling pattern. Can you think of any other words which use this spelling pattern?</p> <p>Can you read the words below? Some are using the new el spelling pattern and some are using the le spelling pattern from last week.</p>	<p>Instructions and their features Writing Instructions- Year 1 - YouTube Look at the set of instructions below. Can you spot the key features of instructions? See below for a checklist and see if you can read the set of instructions and identify them.</p> <p>Can you write a list of the features of instructions to help you later in the week?</p>	<p>Read by yourself or with an adult for 15 minutes.</p>	<p>Time- O'clock This week we will be learning about time. Today we will be learning about O'clock. https://www.youtube.com/watch?v=3Posbu- or https://classroom.thenational.academy/lessons/reading-and-writing-the-time-to-oclock-part-1-69jk6t?activity=video&step=2&view=1 Watch these videos if you need support on O'clock. Complete the questions below - write the time, draw the time and solve the word problems. Here are some interactive clocks you can use throughout the week to help you when learning about time Interactive clock / analog clock / digital / movable / teaching clock / visnos</p>	<p>RE Today we are going to look at the prayer routine that Muslims follow. Please watch the following clips. https://www.bbc.co.uk/bitesize/clips/zfhyr82 https://www.youtube.com/watch?v=SdggRi-ffMQ *Also watch a video of Mrs Suwan explaining the prayer routine* Supporting videos / Talbot Primary School See if you can practice this routine at home. Draw a picture or take a photo of you doing it and write a sentence about how you would feel whilst you are doing it.</p>	<p>Cosmic yoga - Cosmic Kids Yoga = YouTube</p> <p>Jungle exercise - Jungle Exercise for Kids / Indoor workout for Children / No Equipment PE Lesson for Kids = YouTube</p> <p>Joe Wicks - Kids Beginners Workout / The Body Coach - YouTube</p>	Zoom 2:20
Tuesday 2nd		<p>el making the l sound Nessy Spelling Strategy / Learn to use suffixes -le -al -el with the Singing Nun / Educational Song - YouTube</p>	<p>Ordering instructions Read the instructions below on how to make a jam sandwich. The instructions have been all mixed up! Read</p>	<p>Read by yourself or with an adult for 15 minutes.</p>	<p>Time- Half past Today we will be learning about half past. Remember to watch these videos if you need support on half past. Answer the questions below - write the</p>	<p>Topic *Watch the video of Mrs Arnold teaching this lesson on supporting videos* This week we would like you to have a go at</p>		

	<p>Look at the spellings below and choose the correct one. Write the correct spelling in your books because you will need them for the next task.</p> <p>Read the sentences below and choose the correct el sound to finish the sentences. Copy the full sentences into your books in your neatest handwriting.</p>	<p>them and see if you can put them in the correct order.</p> <p>Think carefully about the time conjunctions they have used as that will help to put them in the correct order.</p> <p>When they are in the correct order, why not make your own jam sandwich following the instructions?</p>		<p>time, draw the time and solve the word problems.</p> <p>https://www.youtube.com/watch?v=9p_Ca_Yb0zQ or https://classroom.thenational.academy/lessons/reading-and-writing-the-time-to-oclock-and-half-past-part-2-c4wkjr?step=2&activity=video</p>	<p>matching the definitions to the new vocabulary we introduced last week. Then you are going to learn 3 new words and what they mean. Finally, we would like to answer 5 questions about a famous ship called the Golden hind and have a go at drawing it. All the information you need is below or you can follow the link or ask you adult to help you look for in on the internet.</p>		
Wednes day 3 rd	<p>y making the igh sound y for /igh/ sound - Mr Thorne Does Phonics - Bing video</p> <p>Look at the pictures below. They all have a y that makes an igh sound. Can you write the word next to each picture?</p> <p>y = igh at the end of words - Quiz (wordwall.net)</p> <p>Spin this wheel to generate a word with the igh sound in. Write this word in a sentence.</p> <p>IGH IE Y - Random wheel (wordwall.net)</p>	<p>Pirate comprehension</p> <p>Read the set of instructions 'what to do in the day of a pirate' below.</p> <p>Answer the comprehension questions about the text. Remember to look carefully at what the question is asking you and look out for key words to help you find the answer in the text</p>	<p>Read by yourself or with an adult for 15 minutes.</p>	<p>Time- quarter past</p> <p>We will be learning quarter past. watch these videos if you need support with quarter past. Write the time, draw the time and answer word problems (see below).</p> <p>https://classroom.thenational.academy/lessons/identifying-quarter-past-on-an-analogue-clock-68rp8e or https://www.youtube.com/watch?v=XvrPpRMsQm4</p>	<p>Wellbeing Wednesday</p> <p>This afternoon is an opportunity for your child to spend some time away from the screen and offers them a chance to do some more creative learning. There is no expectation that this work is sent in. See below at the bottom of the document for a range of activities to choose from for this afternoon.</p>		

Thursday 4 th	<p>y making the igh sound Beginning Reader Grammar Phonics Lesson, Y as I Sound, Irregular Y Ending Sound - YouTube *Watch a video of Miss Hawkins reading the sentences for dictation today* Supporting videos / Talbot Primary School Listen to the sentences Miss Hawkins reads and write them as she reads them. At the end of the video there will be a chance for you to mark your sentences.</p> <p>See below for the sentences to write if you don't have access to the videos. Can you write your own sentences with the words in the sentences?</p>	<p>Plan instructions You are going to be writing your own set of instructions with the title 'how to be a pirate'</p> <p>Today you are going to plan and have a think about things you might include to help you write your instructions tomorrow.</p>	<p>Read by yourself or with an adult for 15 minutes.</p>	<p>Time- quarter to We will be learning quarter to. watch these videos if you need support with quarter past. Write the time, draw the time and answer word problems (see below). https://classroom.thenational.academy/lessons/identifying-quarter-to-on-an-analogue-clock-74wkee?step=2&activity=video or https://www.youtube.com/watch?v=HKZOGRIpzI</p>	<p>Science- adaptations https://www.bbc.co.uk/bitesize/clips/zyx76sg See below for the definition of adaptations and some examples. https://www.bbc.co.uk/bitesize/topics/zvhvhw/articles/zxg7y4j Watch the clip and have a go at the quiz. Now can you choose your own animal to draw and write about how it has adapted to live in its particular habitat?</p>		
Friday 5 th	<p>Common exception words Look at the sheet below. Can you fill in the missing letters to complete these common exception words? There is a list to help you. Copy the words into your books in your neatest handwriting.</p>	<p>Write instructions *See video of Miss Hawkins writing a set of instructions* Supporting videos / Talbot Primary School Today you are going to be writing your own set of instructions using what you have learnt this week.</p>	<p>Read by yourself or with an adult for 15 minutes.</p>	<p>Time- Mixed Use what you know about O'clock, half past, quarter past and quarter to, to see if you can solve the time problems below. These are a range of different style questions (see below). Practice singing the days of the week song https://www.youtube.com</p>	<p>Jigsaw *Watch the chime time video on supporting videos* Have a look at the pictures of gardens below. Look at all the lovely colours and shapes that you can see. Think about how nature is so incredible. Think about all the different types of</p>		

		<p>Year 2 Phonics Tricky Words - YouTube (you don't need to watch the whole clip!)</p>	<p>Remember to look back at your plan to help you.</p> <p>Remember to use commands, present tense, bossy verbs and short sentences.</p>		<p>/watch?v=36n93jvjkDs and the months of the year song.</p> <p>https://www.youtube.com/watch?v=5enDRrWyXaw&list=PLqv4y6Om_3_BsDssdzvrCueho5Tc-1j8</p> <p>Extra songs to learn:</p> <p>https://www.youtube.com/watch?v=g6tJAY_7AL4</p> <p>https://www.youtube.com/watch?v=RBvmO7NgUp0</p> <p>Games:</p> <p>https://uk.splashlearn.com/time-games</p> <p>https://mathsframe.co.uk/en/resources/resource/116/teaching-the-time</p> <p>https://www.helpfulgames.com/subjects/mathematics/tell-time.html</p>	<p>birds that there are in the world. You are going to design a colourful bird to go in our virtual garden of Dreams and Goals. Be as creative as you like. It can be any type of bird at all. There are some examples below. Somewhere on your bird you can write your goal that you choose a couple of weeks ago. If you do not have craft materials then you can just draw your bird and colour it in.</p>		
--	--	--	---	--	---	---	--	--

Spelling support and examples

el making the l sound.

Derek the squirrel wears a towel wrapped around his legs and round the back. There is a secret panel that is stuffed with nuts I bet! You have to marvel, at Derek the squirrel. When you see him strolling by, he goes along with a camel wherever he travels and its hump reaches up the sky!



Read these words below:

Make a list of the words that use le from last week and the ones that use el for this week.

table	camel	bottle	little	squirrel
apple	towel	juggle	travel	panel
tunnel	marvel	tinsel	fiddle	middle

Choose the correct spelling below.

camle or camel

tunnel or tunnle

squirrel or squirrle

travle or travel

towle or towel

y making the igh sound.

y	
	
	
	
	
	
	

Look at the pictures and see if you can write the word next to them. They all have a y that makes the igh sound.

Here are the answers, make sure you cover them whilst you are doing the work!

dry
cry
fry
sky
magnify
reply

The _____ was walking through the desert searching for food.

The lady ran out of the sea to grab her _____ because it was freezing cold.

When it is the summer, I like to _____ around the world on holidays.

The _____ was searching for nuts for his dinner.

I was driving on holiday and I drove through a long _____.

Dictation sentences

Get an adult to read these sentences outloud whilst you write them down or watch Miss Hawkins' video on supporting videos.

1. The boy was **flying** his kite in the **sky** because it was a windy day.
2. I like to **cycle** to the shop at the weekends.
3. **Why** do birds **fly** in the **sky**?
4. I wrote a letter to my grandma and I am hoping she will send me a **reply**.
5. **My** mum told me to do the washing up before I can go out and play.

Common exception words:

o r

f oo

ch l

chi dr n

p r

eca se

w l

cl m

fi

i d

m s

n y

m d

b hi d

bo

ld

c d

o d

pr ty

b aut ful

These are the words to use to complete
the missing letters:

beautiful

cold

old

both

pretty

behind

mind

find

wild

climb

children

child

poor

because

floor

door

English support and resources:

Examples of instructions:





Paper Plate Fish

You will need:

- White paper plate or round white card
- Scissors
- Glue
- Colouring pens/pencils



Method:





	1. Use a ruler and a pencil to draw a triangle on a paper plate.
	2. Cut out a triangle with some scissors.
	3. Stick the triangle onto the edge of the plate using some glue, to make a fish shape.
	4. Draw some wiggly scales and an eye on the fish, using a black felt tip pen.

Fresh Fruit Lollies

You will need:

- Apron
- Mixing bowl and wooden spoon
- Potato masher
- 2 lolly sticks
- 2 egg cups
- Bowl of strawberries
- Bowl of blueberries
- Orange juice



	1. Mash up the strawberries using a potato masher.
	2. Pour in the orange juice and mix together with a wooden spoon.
	3. Spoon the mixture into the egg cups. Drop a couple of blueberries into each one and finish by placing a lollystick on the side.
	4. Drop a couple of blueberries into each one.
	5. Put a lollystick on the side.
	6. Put the egg cups into the freezer and leave for two to three hours.

Instructions all mixed up!

Read the instructions below on how to make a jam sandwich. The instructions have been mixed up! Read the instructions and see if you can put them in the correct order. Look carefully at the time conjunctions they have used to help you.


How to make a jam sandwich

You need:

Bread



Butter



Jam



Plate



Next spread the jam across the butter.
Cut the sandwich in half with the knife.
First pick up the knife.
Then place the sandwich on a plate.
Finally serve the delicious sandwich.
Spread the butter across the bread.
Put the second piece of bread on top.

Pirate comprehension:

What to do in the day in the life of a pirate

Have you ever thought about becoming a pirate? Pirates spend all day on their ship and they have to complete many tiring and difficult jobs. If you are still interested in becoming a pirate, follow these instructions and read on to find out more...

You will need:

- a hammock
- porridge
- a mop
- a bucket
- a piece of paper
- a parrot
- a cannon

1. First, wake up at 7 AM.
2. Then, wash yourself and get dressed into your filthy, ripped clothes.
3. Next, quickly eat your breakfast which is made from porridge, pork and fish.
4. Start your watch on the ship but be careful not to fall asleep!
5. Take a short break and eat the stale ship's biscuits.
6. Write a letter to your mum using your paper and a quill.
7. Post your letter in an old bottle of rum and carefully put in the sea.
8. Then, scrub the decks and make sure all the dirt has gone!

1. Find and copy **two** words which describe the pirate's jobs.

1 _____

2 _____

2. Which one of these items do pirates **not** need?

Tick one.

A mop	<input type="checkbox"/>	A cannon	<input type="checkbox"/>
Paper	<input type="checkbox"/>	A toothbrush	<input type="checkbox"/>

3. What time do pirates have to wake up?

4. Why do you think pirates have to make sure all of the dirt has gone on the decks?

5. What are the three ingredients for a pirate's breakfast?

1 _____

2 _____

3 _____

6. Why do you think a pirate might write a letter to their mum?

7. Which two words describe the pirate's clothes?

Tick two.

filthy	<input type="checkbox"/>	dirty	<input type="checkbox"/>
smelly	<input type="checkbox"/>	ripped	<input type="checkbox"/>

Example of a plan for writing instructions on 'how to be a good pirate'.

Things you will need:

Imperative verbs (bossy words!)

Title:

Adjectives:

Time conjunctions:

Instruction checklist and example of set of instructions:

How to be an excellent pirate

Have you ever thought about becoming a fearsome pirate who sails along the seven seas? Then read on to find out how!

What you will need:

- A mop and bucket
- A naughty parrot
- A tatty, old pirate hat
- A piece of paper

1. **First**, **wake** up early at 6AM.
2. **Next**, **get** dressed into your tatty, smelly pirate clothes.
3. **Then**, quickly **eat** your porridge and fish.
4. **After that**, **start** your watch and keep an eye out for enemy ships!
5. When you have done that, **scrub** the filthy decks with your mop and bucket.
6. **Then**, **use** your piece of paper to **write** a letter to your mum at home.
7. **After**, **post** your letter in an old bottle of rum.
8. Carefully place the bottle in the sea.

Instructions Checklist

Use "How to..." in the title	
Lists (e.g. materials/ingredients/equipment)	
Numbers/letters or bullet points to show order	
Imperative verbs (e.g. mix/stir)	
Short, clear sentences	
Diagrams/illustrations	

Monday 1st February – O'clock

What's the time?


1. Write the time show on each clock




2. Draw hands on the clocks to show the time

(draw the clocks in your yellow books or use a clock at home to make the time).

Remember to draw a short hand to show **hours** and a long hand to show **minutes**.




2 o'clock




5 o'clock




10 o'clock



8 o'clock



12 o'clock



3 o'clock

3. Word problem –

- Aya's school starts at 9 o'clock. One day she arrived at school one hour late. What time did Aya arrive at school?
- Tom takes the school bus at 7 o'clock. The journey on the bus to school takes one hour. What time does Tom arrive at school?
- Miss Hawkins went out for a walk at 12 o'clock. She got back at 1 o'clock. How long was Miss Hawkins walk?

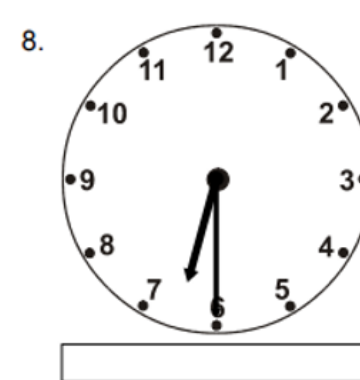
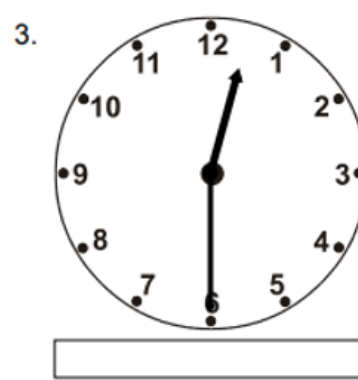
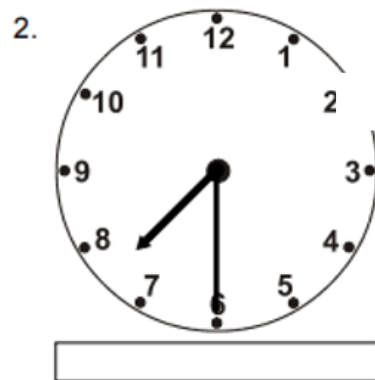
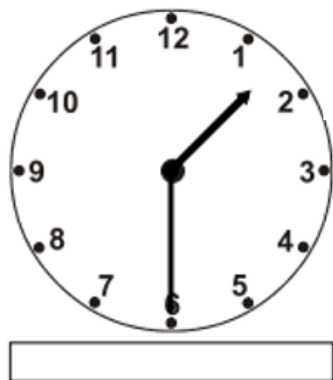
Challenge:

- How many months are there in a year?
- How many days are there in a month?

Tuesday 2nd February – Half past

What's the time?

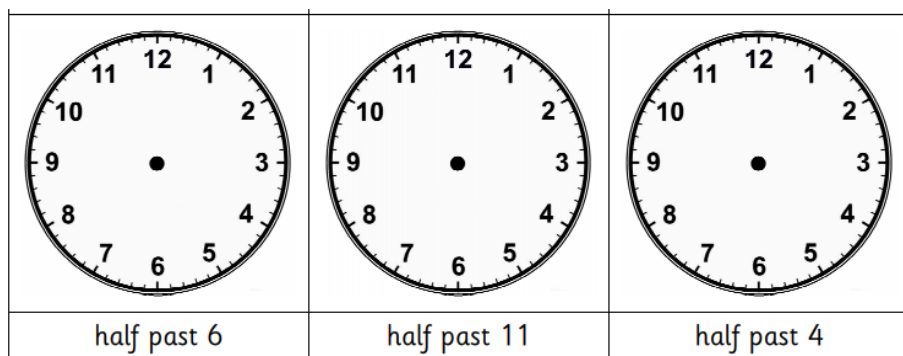
1. Write the time show on each clock



Draw hands on the clocks to show the time

(draw a clock in your yellow books or use a clock at home).

Remember to draw a short hand to show **hours** and a long hand to show **minutes**.



3. Word problem –

- Mrs Arnold says that half an hour is the same as 30 minutes. Is she right? How do you know?
- Adam is watching a film. He has half an hour left of the film to watch. It is now half past 5. What time will the film finish?
- Mrs Suwan is going jogging. She will jog for half an hour. It is now 11 O'clock, What time will she finish jogging?

Challenge:

- How many hours are there in a day?
- How many minutes are there in an hour?


1. Write the time show on each clock










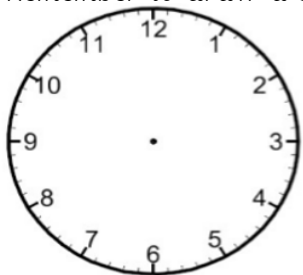




2. Draw hands on the clocks to show the time

(draw a clock in your yellow books or use a clock at home).

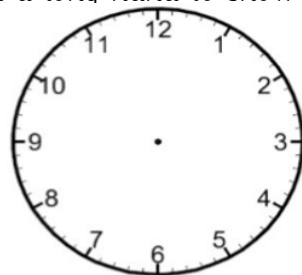
Remember to draw a short hand to show **hours** and a long hand to show **minutes**.



Quarter past 6



Quarter past 10



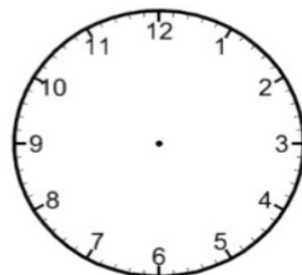
Quarter past 1



Quarter past 12



Quarter past 8

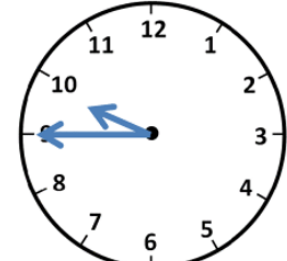
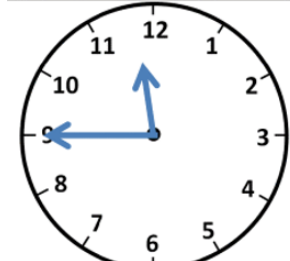
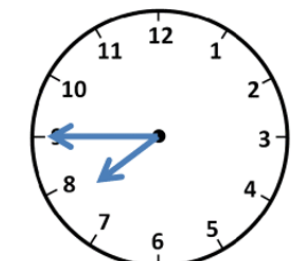
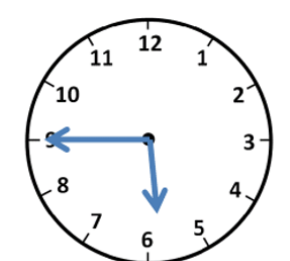
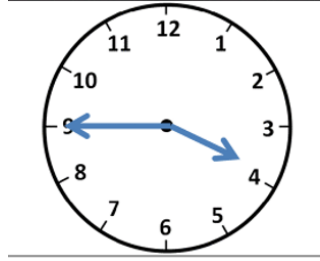


Quarter past 5

3. Word problem –

- It was quarter past 10. The children had 15 minutes to eat their fruit. What time did they finish eating their fruit?
- Holly arrived at school at quarter past 8. She set off from home fifteen minutes earlier. What time did she leave?
- It took Isaac 15 minutes to clean his rabbit cage. He started at quarter past 12. What time did he finish cleaning?
- How many minutes are there in a quarter of an hour?

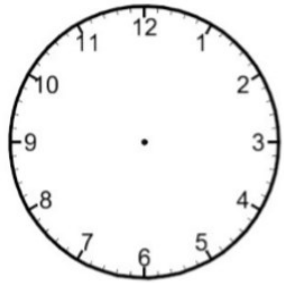
2. Write the time show on each clock



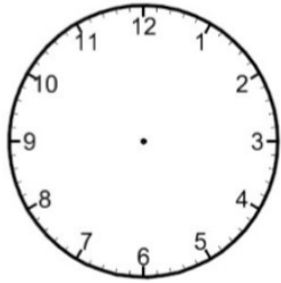
3. Draw hands on the clocks to show the time

(draw a clock in your yellow books or use a clock at home).

Remember to draw a short hand to show **hours** and a long hand to show **minutes**.



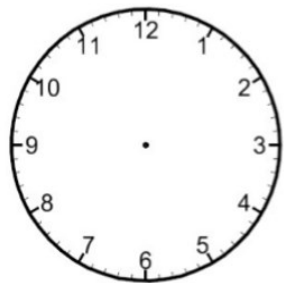
Quarter to 7



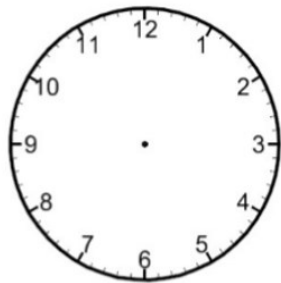
Quarter to 4



Quarter to 1



Quarter to 9



Quarter to 12



Quarter to 6






3. Word problem –

- Dipali started tennis club at quarter to 4. She spent one hour at tennis club. What time did she leave?
- Joe went to the dentist at quarter to 11. He came out of the dentist at quarter past 11. How long was he at the dentist for?
- Mr Brown called his mum at quarter to 9. He spoke to his mum for 15 minutes. How long was he on the phone for?

Challenge:

- How many seconds are there in a minute?
- How many days are there in a month?
- How many days are there in a year?

Tick or write the correct time.

	Quarter past 4	Half past 2	Quarter past 1
	Half past 8	Half past 7	6 o'clock
	12 o'clock	Quarter past 12	3 o'clock
	9 o'clock	Quarter past 8	Quarter past 9
	<hr/> <hr/>		

Match the events to the approximate times they happen.
Can you show the time on your clock?

Half past 8	Lunchtime
10 o'clock	Walk to school
12 o'clock	Home time
Half past 3	Playtime

What time is it?



It is past

The clock showed 6 o'clock.

One hour passed. What is the new time?

How do you know?



Who is telling the time correctly?



The time is half past 6

Iris

The time is half past 3



Jayant



The time is half past 2

Neve

Can you spot the mistakes they've made?

The clock showed half past 4.

30 minutes passed. What is the new time?

How do you know?

One plane lands every minute.

How many planes land in **1 hour**?




planes



Quarter past is a later time than quarter to because the time has already gone past the hour.

Do you agree with Joseph?
Explain why.



What time does the clock show?

Tick the correct box.

twenty to 6

half past 9

half past 8

quarter to 6

It is half past 11 so the hour hand should be on the 11.



Is Holly correct?
Explain your reasoning.

RE support

Niyat – face towards Mecca and make intention to pray. Say 'Allahu Akbar' meaning God is great, raising hands to the ears or shoulders.

Qiyaam – place right hand over left arm on your chest while in the standing position

Ruku – bow while saying 'Glory to God'

Sujud – kneel down. Palms, toes forehead and nose must be the only body parts touching the ground. Stand

Complete – turn face to the right and then the left saying 'Peace be upon you'

<https://www.bbc.co.uk/bitesize/clips/zfh9r82>

<https://www.youtube.com/watch?v=SdggRi-ffMQ>

Prayer position routine



Topic resources (Also see supporting videos for Mrs Arnold teaching this lesson)

Last week we wanted you to learn the meanings of some new pirate vocabulary. Lets see if you can match the definitions to the words. Draw a line to match them.

Privateer

The flag that symbolises piracy, first used in the early 18th century and thought to take its name from the French word Joli Rouge or pretty red, relating to blood or violence.

Buccaneer

The most commonly used vessel (ship) sailed in by pirates, chosen for its speed and manoeuvrability.

Corsair

Another name for a buccaneer.

Cutlass

A curved shape sword, often used by pirates in battle.

Circumnavigate

A pirate acting under the orders of a nation or monarch so they are protected by them and can get away with piracy.

Jolly Roger

Similar to the above, but usually acting under a company's orders.

Brigantine

To sail or travel all the way around something (e.g. the world)

This week we have 3 more words to learn. They are tricky but try your best.

Empire - A large group of states or countries under a single ruler.



Trade- The action of buying and selling goods and services, or exchanging (something) for something else, typically as a commercial transaction.



Tyranny- A cruel and harsh government or rule.



This weeks task is to find out about a ship called the Golden Hind. See if you can answer the questions below. Try and write in full sentences.

1. Who was the captain of the Golden Hind?
2. When was it built?
3. What is the Golden Hind famous for?
4. What was the Golden Hind first named?
5. What did Queen Elizabeth do with the Golden Hind?



You can watch the clip below and/or research on the Internet. There is also a some text where the answers can be found.
Happy fact finding.

<https://www.youtube.com/watch?v=qC0AGK6rLDA>

Now have a go at drawing
the Golden Hind.


The Golden Hind was a large sailing ship whose captain was Sir Francis Drake. She was originally known by the name Pelican but was later renamed by her captain in the respect of his patron Sir Christopher Hatton. She was built in 1577. The Golden Hind or Golden Hinde is famous for sailing the world from 1577 through 1580 under the command of Sir Francis Drake. Sir Francis Drake headed the Golden Hind into the Plymouth Harbour on September 26, 1580. Upon his arrival Queen Elizabeth I made the sea captain a knight aboard the Golden Hind. In thanks, Sir Francis Drake gave the Queen nearly 160,000 pesos, with which she paid off her foreign debt. Once Drake completed his voyage, the Queen made the Golden Hind stay in Deptford as a public exhibit for all to see and visit for near on a hundred years until it began to rot. Nowadays the Golden Hind that you see In London is a replica.



Well-being Wednesday

Please choose one of the creative activities below for your child to complete this afternoon. There is no expectation that this work is to be sent in. It is an opportunity for your child to be away from the computer and to complete some creative learning.

- Make your own golden coins! Get your parents to hide them around your house and give you clues so you can find your very own treasure,
- Create a treasure map. Why not get a tea bag and stain the paper so it looks old?
- Create your own pirate ship out of your recycling! Can you give your boat a sail (maybe an old pair of socks)?
- Make your own pirate hat. You can decorate it how you would like. You might want to draw the Jolly Roger on it.
- Play pirates outside. Pretend that an enemy ship is approaching and you and your crew have to fight off the pirates!
- Make a pirate ship out of Lego.




Science resources

Adaptations-

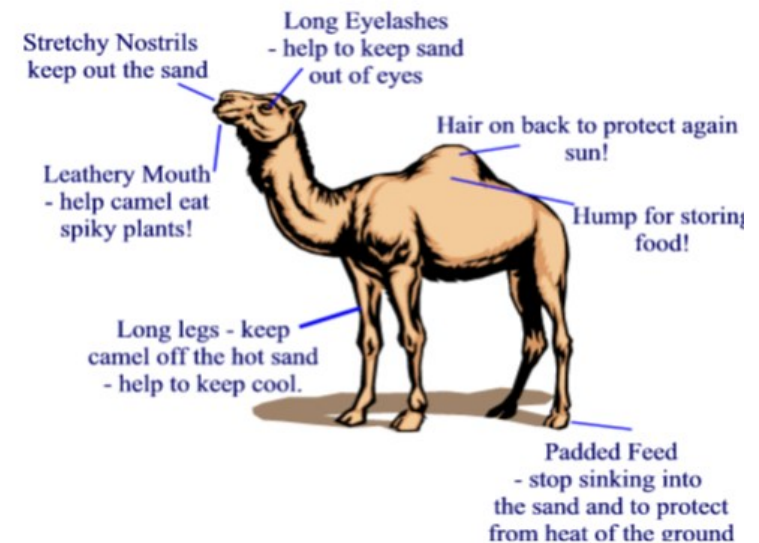
Living things are adapted to their habitats. This means that they have special features that help them to survive.

- An African elephant, for example, lives in a hot habitat and has very large ears that it flaps to keep cool.
- A polar bear, on the other hand, lives in a cold habitat and has thick fur to keep warm.
- It's not just animals that are adapted to their environment, plants are too.
- A cactus is well adapted for survival in the desert. They have long roots to collect water from a large area and a stem that can store water for a long period of time.
- The animals and plants in one habitat are suited to live there and may not be able to survive in other habitats. When a habitat changes, the animals and plants that live there are affected.



Female kangaroos have a special pouch to make sure their offspring is born safely, and has the best chance of survival.

They have Large ears to detect danger.



Jigsaw resources

Dreams and Goals

Gardens PowerPoint Slides 1-8 - Ages 6-7 - Pieces 4&5

