



Dear Year 5,

Whilst you are isolating, please work through the timetable below. A member of the Year 5 team will be checking in with you daily.


Each day there are five lessons to complete (including PE). In addition to this we would like you to read to an adult for 15 minutes per day, complete Spelling Shed games set and complete your Times Table Rockstars.

Please see the attached timetable below.

Day	RE	Computing	Maths	Spelling	PE
1	<p><b><u>Making an Easter basket</u></b></p> <p>Have a go at making an Easter basket today.</p> <p>Use the template on the webpage or create your own using ideas below:</p>  	<p><b><u>LI: Improving a game</u></b></p> <p>In this lesson, we will experiment with changing variables by different amounts and in different places. We will also learn how to display a variable in a different way.</p> <p><a href="https://classroom.thenational.academy/lessons/improving-a-game-70wkcd">https://classroom.thenational.academy/lessons/improving-a-game-70wkcd</a></p> <p>Watch the video and complete the task set</p>	<p><b><u>Arithmetic</u></b></p> <p>Complete the arithmetic paper (on the website) in 30 minutes. Remember to check your calculations by doing them again.</p> <p>The answers are on the last page to check your answers.</p>	<p><b><u>LI: To learn about words ending in -ent, -ence/-ency</u></b></p> <p><b>Practise these spellings:</b></p> <p>innocent innocence decent decency excellent excellence confident confidence existent existence</p> <p>Write them into sentences.</p> <p>Can you use more than one of your spelling words in sentences?</p>	<p>Choose an activity from the Year 5 PE PPT.</p>
2	<b>Reading</b>	<b>English</b>	<b>Maths</b>	<b>Science</b>	<b>PE</b>

	<p>Read the text for Tuesday.</p> <p>You have the choice of completing the 1 star (easy) 2 star (medium) or 3 star (hard). Stars showing the level are in the bottom left. Pick your level, read the text and answer the questions.</p>	<p><b><u>LI: To explore modal verbs</u></b></p> <p>In this lesson, we will begin by revising some spelling rules. We will then revise word class. In the main part of the lesson we will develop our knowledge of modal verbs and then apply that new knowledge through a number of activities.</p> <p><a href="https://classroom.thenational.academy/lessons/to-explore-modal-verbs-c9k34d">https://classroom.thenational.academy/lessons/to-explore-modal-verbs-c9k34d</a></p>	<p><b><u>LI: To use improper fractions</u></b></p> <p>In this lesson, we will learn about improper fractions and learn how to read, write and represent them. Then we will begin to relate improper fractions to mixed numbers.</p> <p><a href="https://classroom.thenational.academy/lessons/using-improper-fractions-6ru62c">https://classroom.thenational.academy/lessons/using-improper-fractions-6ru62c</a></p> <p>Watch the video and complete the task set.</p>	<p><b><u>LI: How do lifecycles compare across the animal kingdom?</u></b></p> <p>In this lesson, we will be recapping the life cycles of insects, amphibians, mammals and birds. We will also be completing an independent project where we research the life cycle of an animal of our choice.</p> <p><a href="https://classroom.thenational.academy/lessons/how-do-lifecycles-compare-across-the-animal-kingdom-6wv32r">https://classroom.thenational.academy/lessons/how-do-lifecycles-compare-across-the-animal-kingdom-6wv32r</a></p> <p>Watch the video and complete the task set.</p>	<p>Choose an activity from the Year 5 PE PPT.</p>
3	Reading	English	Maths	Geography	PE
	<p>Read the text for Wednesday.</p> <p>You have the choice of completing the 1 star (easy) 2 star (medium) or 3 star (hard). Stars showing the level are in the bottom left. Pick your level, read the text and answer the questions.</p>	<p><b><u>LI: To use brackets, dashes and commas correctly when showing parenthesis in your writing.</u></b></p> <p><a href="https://www.bbc.co.uk/bitesize/topics/zvwwxnb/articles/zhpt7yc">https://www.bbc.co.uk/bitesize/topics/zvwwxnb/articles/zhpt7yc</a></p>	<p><b><u>Improper fractions (Part 1)</u></b></p> <p>In this lesson, we will recognise and name improper fractions and mixed numbers</p>	<p><b><u>LI: What happens when an earthquake occurs?</u></b></p> <p>In this lesson, we are going to be looking at a case study, which means an example, of an earthquake. We will also learn about the causes of a tsunami.</p>	<p><b><u>Go Noodle</u></b></p> <p>Dance along to Can't stop that feeling!</p> <p><a href="#">(140) Trolls: Can't Stop The Feeling  </a></p>

		Rea through the webpage, watch the video and complete the tasks set.	<a href="https://classroom.thenational.academy/lessons/improper-fractions-part-1-c4tkac">https://classroom.thenational.academy/lessons/improper-fractions-part-1-c4tkac</a>  Watch the video and complete the task set.	<a href="https://classroom.thenational.academy/lessons/what-happens-when-an-earthquake-occurs-6xhp2t">https://classroom.thenational.academy/lessons/what-happens-when-an-earthquake-occurs-6xhp2t</a>  Watch the video and complete the task set.	<a href="#">GoNoodle - YouTube</a>
4	<b>Reading</b>	<b>English</b>	<b>Maths</b>	<b>PSHE</b>	<b>PE</b>
	Read the text for Thursday.  You have the choice of completing the 1 star (easy) 2 star (medium) or 3 star (hard). Stars showing the level are in the bottom left. Pick your level, read the text and answer the questions.	<b><u>LI: To develop a rich understanding of words associated with cities</u></b>  In this lesson, we will introduce new vocabulary, identify word pairs and synonyms and apply the vocabulary in sentences.  <a href="#">To develop a rich understanding of words associated with cities (thenational.academy)</a>	<b><u>Improper fractions (Part 2)</u></b>  In this lesson, we will convert between improper fractions and mixed  <a href="https://classroom.thenational.academy/lessons/improper-fractions-part-2-64upad">https://classroom.thenational.academy/lessons/improper-fractions-part-2-64upad</a>  Watch the video and complete the task set.	<b><u>LI: To understand the importance of looking after your teeth</u></b>  Do you have a million dollar smile? Would you like one? To begin the lesson, we will be exploring the term million dollar smile and define what this term means. Thereafter, we will visit the dentist who will speak to us about the importance of looking after your teeth and how it plays a role in having a million dollar smile. We will then learn about how to brush our teeth using the correct toothbrush before writing a set of instructions on how to create a million dollar smile  <a href="https://classroom.thenational.academy/lessons/pearly-whites-6tjked">https://classroom.thenational.academy/lessons/pearly-whites-6tjked</a>	Choose an activity from the Year 5 PE PPT.

5	Reading	English	Maths	Music	PE
	Read a reading book of your choice today.	<p><u>LI: To infer characters thoughts and feelings</u></p>  <p>No narrative has been written for this page of the book. so we will Write about what you think the characters are thinking at this time,</p> <ol style="list-style-type: none"> <li>1) What are their thoughts and feelings?</li> <li>2) Can you use the conjunctions 'since' and 'as' in your writing?</li> <li>3) Can you include correctly punctuated dialogue?</li> </ol>	<p><u>LI: To convert between mixed numbers and improper fractions both ways.</u></p> <p>Have a go at working through the worksheets. If you get stuck check the posters to help you!</p>	<p><u>LI: To design your own dish to reflect a culture or celebration</u></p> <p>In this lesson, we will explore how to design your own dish to reflect a selected culture or celebration of your choice. You will design and make your dish to reflect the Eatwell plate and you will create your own method sheet to follow next session.</p> <p><a href="https://classroom.thenational.academy/lessons/design-your-own-dish-to-reflect-a-culture-or-celebration-6hj6ac">https://classroom.thenational.academy/lessons/design-your-own-dish-to-reflect-a-culture-or-celebration-6hj6ac</a></p>	<p><u>Stormbreak Move to the Seasons</u></p> <p>Here is a Stormbreak on self-worth for you to do</p> <p><a href="https://www.stormbreak.org.uk/videos/self-care/v-106">https://www.stormbreak.org.uk/videos/self-care/v-106</a></p>